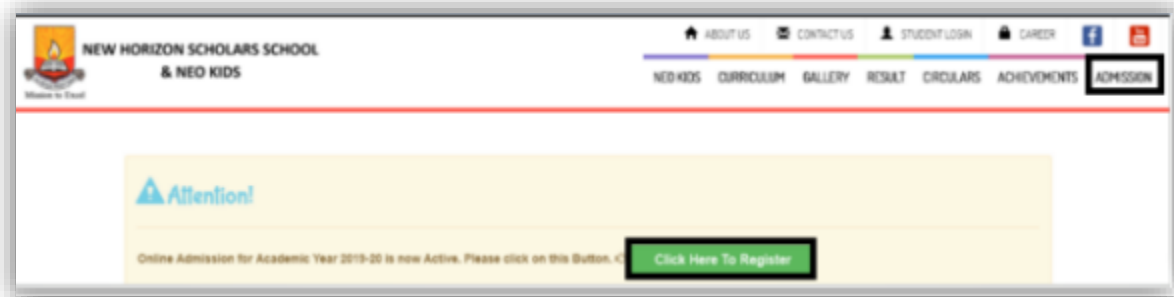


Online Procedure for Registration 2021-2022

- Go to our website <https://www.nhssvasantlawns.com>
- Click on **Admission** Tab
- Click on **“Click here to register.”**



Click on **“Step-1 New Registration”**.

A screenshot of the registration form for New Horizon Scholars School & Neo Kids Vasant Lawns for the 2021-22 academic year. The form is titled "New Horizon Scholars School & Neo Kids Vasant Lawns Admission For 2021-22" and features a school bag icon. The fields are: "Grade / Class" (dropdown menu set to "Nursery" with a "Change Grade" link), "Date of Birth" (text input set to "16-11-2017" with a calendar icon), "Relationship" (dropdown menu set to "Father"), and "Mobile" (text input). A purple "SEND OTP" button is located at the bottom right.

- Select Grade from drop down menu.
- Enter the Date of Birth of your Child.
- Select the relationship from the drop down (Father/Mother/Guardian).
- Enter the Mobile number. This will be the primary contact number.
- Click on Send OTP. Enter OTP and click on Verify & Proceed.

STEP-1 (PERSONAL DETAIL): Please fill the Pupil’s Detail, Social Detail and Residential address of the Student.

The screenshot shows the 'Pupil's Details' section of the admission form. At the top, there is a header for 'New Horizon Scholars School & Neo Kids Vasant Lawns Admission For 2021-22'. Below the header are three tabs: 'Personal Details' (highlighted in green), 'Guardian Details', and 'Upload Documents'. A note states: '* Starred Fields are mandatory. All other Fields are optional, but you may fill them up to save time during admission.' The form fields include:

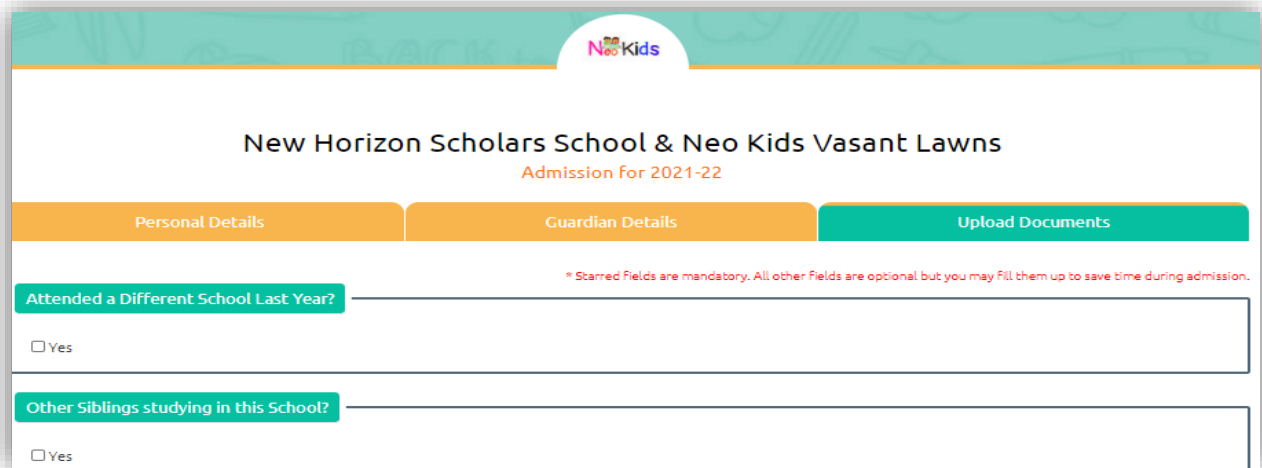
- Pupil's Full Name ***: A dropdown menu with 'Mst.' selected, followed by a text input field containing 'ABCD', and a 'Surname' text input field.
- Date of Birth ***: A date input field with '16/11/2017' entered.
- Birth Town**: A text input field with 'MUMBAI' entered.
- Birth District**: A text input field with 'MUMBAI' entered.
- State**: A dropdown menu with 'Maharashtra' selected.

STEP-2 (GUARDIAN DETAIL): Please fill Father’s, Mother’s and Guardian detail.

The screenshot shows the 'Guardian Details' section of the admission form. It features the same header and navigation tabs as the previous form, with 'Guardian Details' highlighted in green. The same note about mandatory fields is present. The form fields include:

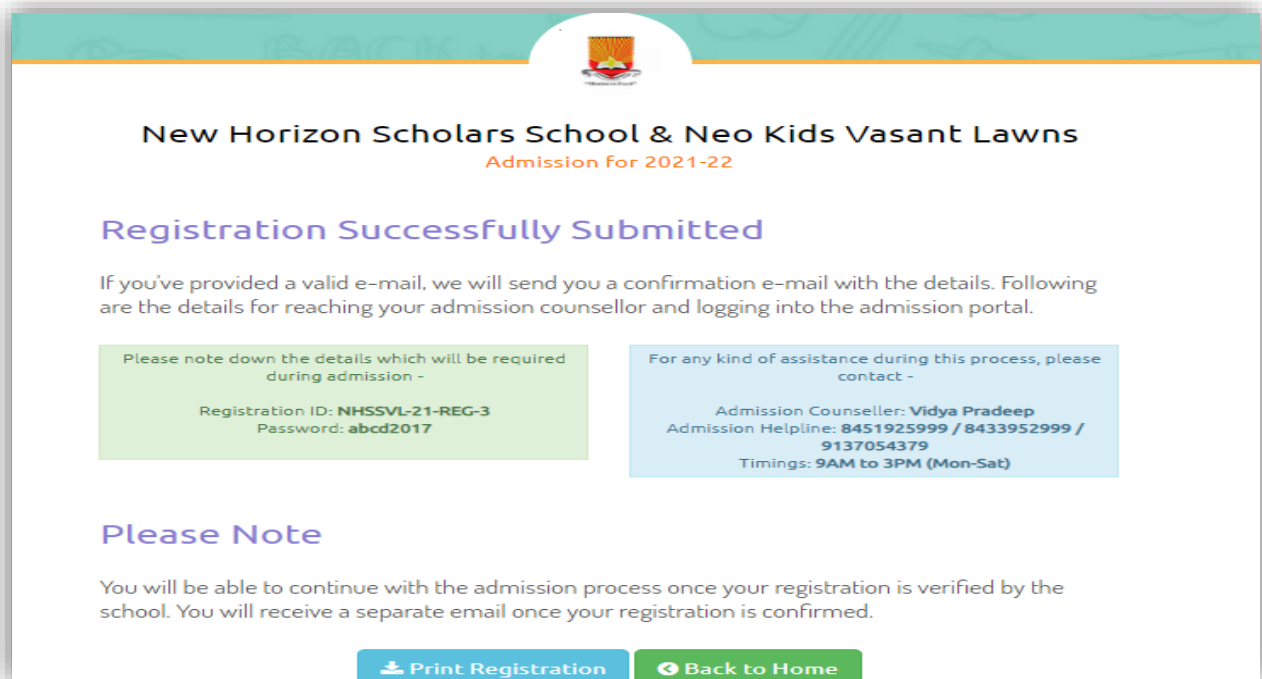
- Father's Full Name ***: A dropdown menu with 'Mr.' selected, followed by a text input field containing 'XYZ', and a 'Surname' text input field.
- Qualification**: A dropdown menu with 'Select' selected.
- Occupation**: A dropdown menu with 'Select' selected.
- Annual Income**: A dropdown menu with 'Select' selected.
- Email**: A text input field.
- Mobile No.**: A text input field with the placeholder 'Mobile No.'.
- Telephone No.**: A text input field with the placeholder 'Telephone No.' and a note: 'Enter Telephone No, without any space e.g. 022XXXXXXX'.

STEP-3 (UPLOAD DOCUMENTS): Upload the documents of the student (Scanned copy of Birth Certificate, Previous year's report card.)



The screenshot shows the 'Upload Documents' step of the admission form. At the top, there is a header with the 'Neo Kids' logo and the school name 'New Horizon Scholars School & Neo Kids Vasant Lawns' with 'Admission For 2021-22' below it. Below the header are three tabs: 'Personal Details', 'Guardian Details', and 'Upload Documents' (which is highlighted in green). A red asterisk note states: '* Starred Fields are mandatory. All other Fields are optional but you may fill them up to save time during admission.' There are two form fields, each with a green header: 'Attended a Different School Last Year?' and 'Other Siblings studying in this School?'. Each field has a radio button labeled 'Yes'.

After submitting the Registration form, Registration ID and password will be displayed. Registration details will also be sent on parents registered Email ID and Mobile No.



The screenshot shows the 'Registration Successfully Submitted' confirmation page. At the top, there is a header with the school logo and the school name 'New Horizon Scholars School & Neo Kids Vasant Lawns' with 'Admission For 2021-22' below it. The main heading is 'Registration Successfully Submitted'. Below this, a paragraph states: 'If you've provided a valid e-mail, we will send you a confirmation e-mail with the details. Following are the details for reaching your admission counsellor and logging into the admission portal.' There are two boxes: a green one on the left with the text 'Please note down the details which will be required during admission -' and 'Registration ID: NHSSVL-21-REG-3' and 'Password: abcd2017'; and a blue one on the right with the text 'For any kind of assistance during this process, please contact -' and 'Admission Counsellor: Vidya Pradeep', 'Admission Helpline: 8451925999 / 8433952999 / 9137054379', and 'Timings: 9AM to 3PM (Mon-Sat)'. Below these boxes is a section titled 'Please Note' with the text: 'You will be able to continue with the admission process once your registration is verified by the school. You will receive a separate email once your registration is confirmed.' At the bottom, there are two buttons: 'Print Registration' (with a printer icon) and 'Back to Home' (with a left arrow icon).

Take print of the Registration form by clicking on **Print Registration**.



New Horizon Scholars School & Neo Kids Vasant Lawns

Vasant Lawns, Subhash Nagar, Opp-TCS/DP Road,Thane-400601
Contact : 8451925999 / 8433952999 / 9137054379
Website : www.nhssvasantlawns.com



NHSSVL-21-REG-3

Registration (2021-22)

- The information is successfully recorded.
- **Please note that your Registration is NOT confirmed.**
- Please bring the print out of this page to the admission office to confirm your registration.
- Registration does not confirm Admission

Acknowledgement (for office use only)

Date : 16/09/2020

Name : MST. ABCD

Grade / Class : NURSERY

Reg. No. : NHSSVL-21-REG-3

Date of Interaction : Time :

* This is a digitally generated form and no signature required.

You will be able to continue with the admission process once your registration is verified by the school. You will receive a separate email once your registration is confirmed. Please go to "<https://www.uat1newhorizon.in/NHSSVL>" and login with Registration ID **NHSSVL-21-REG-3**. The password is first 4 letters of pupil name & the year of birth. For example - if pupil name is Mst. Ravi Kumar and date of birth is 12/11/2010, the password will be ravi2010.

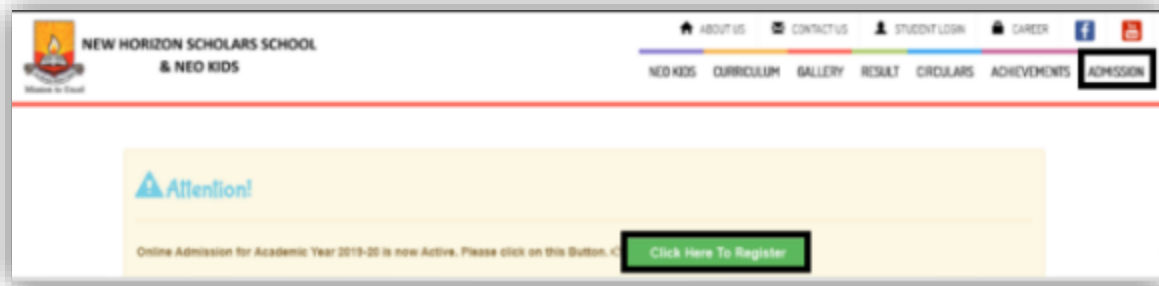
For any kind of assistance during the admission process, please contact -
Admission Counsellor: **Vidya Pradeep**
Admission Helpline: **8451925999 / 8433952999 / 9137054379**
Timings: **9AM to 3PM (Mon-Sat)**

Please carry the printed copy of the Registration form to the school for completing the Registration.

Note: It is mandatory to complete the registration process from admission office.

Online Procedure for Admission 2021-22

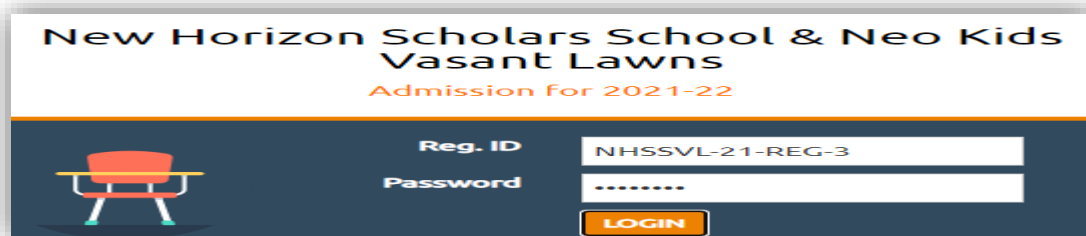
Once the Registration process is completed, please go to the school website and click on Admission.



- Click on **“Click Here to Register.”**
- Click on **“Step 2 New Admission.”**



Enter Registration ID and Password as mentioned in the Registration form and click on **Login.**



- Fill all the mandatory details, upload student's photo, birth certificate, caste certificate, previous year's report card, School Leaving Certificate, Medical records, Aadhar Card etc. and click on **Submit**
- Please take the print of the Admission form by clicking on **Print Admission**.

The screenshot shows a confirmation page for an admission form. At the top, there is a teal header with the 'NeoKids' logo. Below the header, the school name 'New Horizon Scholars School & Neo Kids Vasant Lawns' is displayed in black, with 'Admission for 2021-22' in orange below it. The main heading is 'Admission Form Successfully Submitted' in purple. A paragraph follows, stating that a confirmation email will be sent if a valid email was provided. A light blue box contains contact information for the admission counsellor, Vidya Pradeep, including a helpline number and timings. Below this is a 'Please Note' section with instructions to visit the school and print the form. At the bottom, there is a blue button with a printer icon and the text 'Print Admission'.

New Horizon Scholars School & Neo Kids Vasant Lawns
Admission for 2021-22

Admission Form Successfully Submitted

If you've provided a valid e-mail, we will send you a confirmation e-mail with the details. Following are the details for reaching your admission counsellor.

For any kind of assistance during this process, please contact -

Admission Counsellor: **Vidya Pradeep**
Admission Helpline: **8451925999 / 8433952999 / 9137054379**
Timings: **9AM to 3PM (Mon-Sat)**

Please Note

Please visit our school premises during working hours to complete admission process. Download and print the confirmation document by clicking on 'Print Admission' button. Please remember to carry this document along with other documents for verification when you visit with school.

[Print Admission](#)

Please carry the printed copy of Admission form to the school along with mandatory documents i.e. Birth Certificate, Caste Certificate & Previous year's report card etc. to complete the Admission process



New Horizon Scholars School & Neo Kids Vasant Lawns

Vasant Lawns, Subhash Nagar, Opp-TCS/DP Road,Thane-400601
Contact : 8451925999 / 8433952999 / 9137054379
Website : www.nhssvasantlawns.com



ADMISSION FORM (2021-22)

S. No.

G.R. No.

Saral ID

Student ID. NHSSVLSTD

Shift.

To,
The Principal,

I am seeking admission for my ward in Grade / Class NURSERY in your School.

1. Pupil's Full Name : MST. ABCD

2. Date of Birth : 16/11/2017

Place of Birth : MUMBAI

District : MUMBAI

State : MAHARASHTRA

3. Nationality : INDIAN

Religion : HINDU

Category : GENERAL

Note-Email confirmation will be sent on completion of Admission Process.